



Bird & Banner

Special Delivery

Love Dove

Bird of Honor

Pan takes a 2-layer cake mix. Suggested decorating tips and colors on back; instructions under label.

Congratulations



Wilton
ENTERPRISES
W.I.L.T.O.N.

Congrats



Bird & Banner
Whenever good wishes or congratulations are in order, this handsome bird-in-flight will be a welcomed sight! Its messages of love and more are bound to make spirits soar.
Decorating is easy with Wilton. Choose from our large assortment of decorating bags, tip, icing colors, icing mix and other cake decorating accessories. For more decorating ideas and quality products, see the current Wilton Yearbook of Cake Decorating.



▶ **Good News Bird (Feature)**
Use tips 3, 16, 21 and Paste Icing Colors Yellow and



▶ **Bird of Honor**
Use tips 3, 16, 21, 67 and Wilton Paste Icing Colors Brown, Golden Yellow and Wilton Red.



▶ **Love Dove**
Use tips 3, 16, 21 and Wilton Paste Icing Colors In Pink and Red.



▶ **Special Delivery**
Use tips 4, 12, 16, 67 and Wilton Paste Icing Colors In Sky Blue, Lemon Yellow and Pink.

© 1987 Wilton Enterprises, Inc.
Woodridge, IL 60517
Made in Korea



and
fers
ow



▲ **Special Delivery**
Use tips 4, 12, 16, 67 and
Wilton Paste Icing Colors
in Sky Blue, Lemon Yellow
and Pink.



◀ **Love Dove**
Use tips 3, 16, 21 and
Wilton Paste Icing Colors
in Pink and Red.



Instruction Guide for Baking & Decorating

Bird & Banner Cakes

PLEASE READ THROUGH INSTRUCTIONS BEFORE YOU DECORATE.

TO DECORATE CAKES you will need:

- Wilton Decorating Bag & Coupler or parchment paper triangles.
- Tips 3, 16, 21 (alternate ideas also use tips 3, 4, 12, 16, 21 and 67).
- Wilton Paste Icing Colors in Golden Yellow and Violet (alternate ideas use Brown, Golden Yellow, Pink, Red, Sky Blue and Lemon Yellow).
- One 2-layer cake mix or ingredients for favorite layer cake recipe.
- Buttercream icing (recipe inside).

Stock No 1808-2505

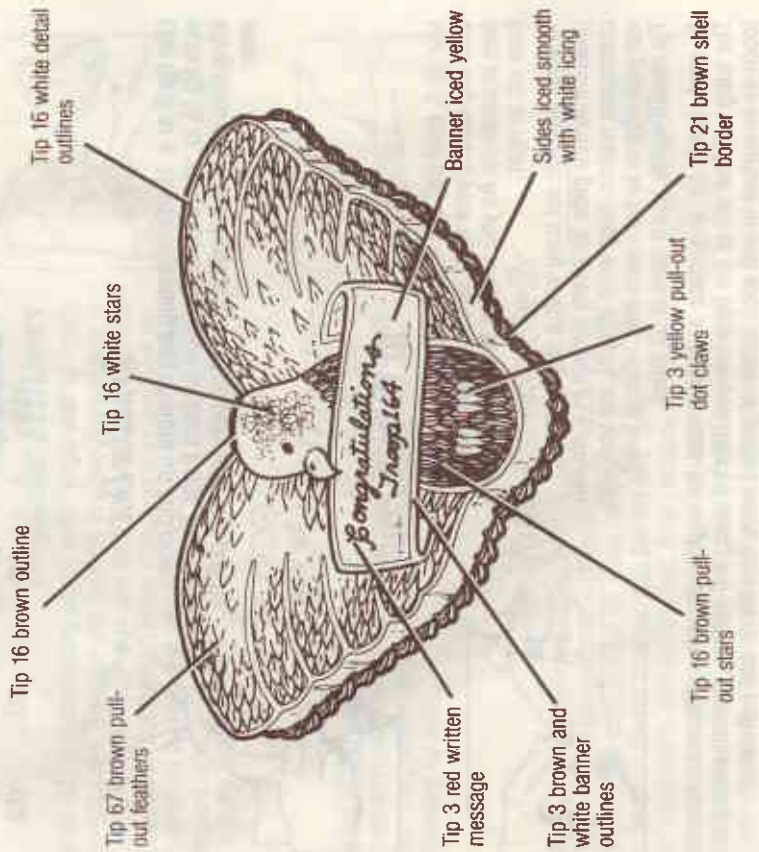


To Decorate Bird of Honor Cake

You will need Wilton Paste Icing Colors in Golden Yellow, Brown and Red; tips 3, 16, 21 and 67.

Make 3-3/4 cups buttercream icing:

- Tint 1/4 cup yellow.
- Tint 1/4 cup red.
- Tint 1-3/4 cups brown (or use chocolate icing).
- Reserve 1-1/2 cups white (thin 1-1/4 cups with 1 teaspoon light corn syrup for icing smooth).

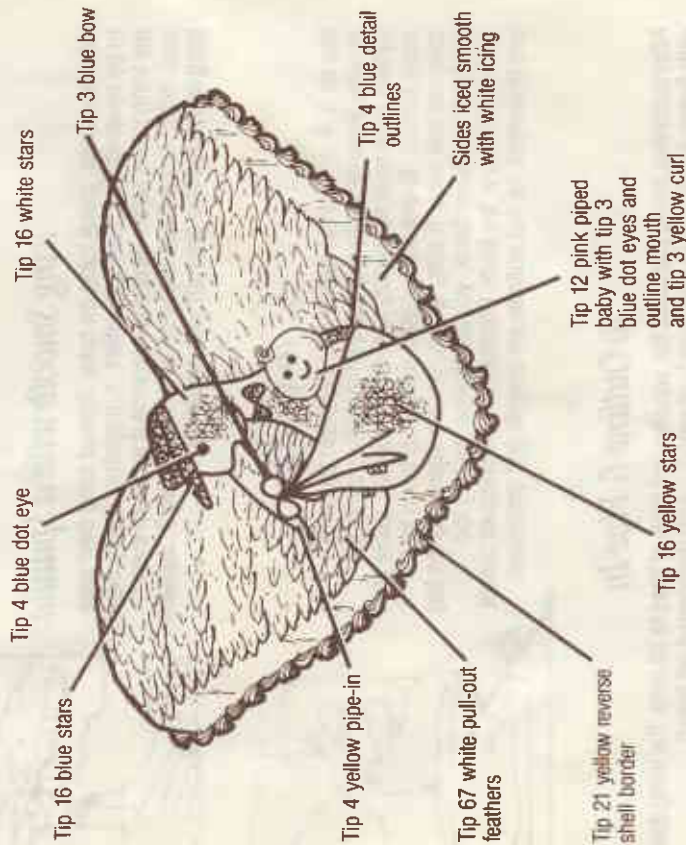


To Decorate Special Delivery Cake

You will need Wilton Paste Icing Colors in Sky Blue, Lemon Yellow, and Pink; tips 3, 4, 12, 16, 21 and 67. With a toothpick, mark stork and baby on cake top (hint: for easier marking, lightly ice area).

Make 3-3/4 cups buttercream icing:

- Tint 1/4 cup blue.
- Tint 1/4 cup pink.
- Tint 3/4 cup yellow.
- Reserve 2-1/2 cups white (thin 1-1/4 cups with 1 teaspoon light corn syrup for icing smooth).



To Decorate Good News Bird Cake

You will need Wilton Paste Colors in Golden Yellow and Violet; tips 3, 16 and 21. If using liquid color included in Wilton Decorating Sets follow directions for colors in parentheses. We suggest that you tint all icings at one time while cake cools. Refrigerate tinted icings in covered containers until ready to use.

Make 3-1/2 cups buttercream icing:

- Tint 1/4 cup violet (add several drops of red and blue until desired color is reached).
- Tint 1/4 cup yellow.
- Reserve 3 cups white (thin 1-1/4 cups with 1 teaspoon light corn syrup for icing smooth).

WITH WHITE ICING

- Ice sides smooth with a spatula.

WITH VIOLET ICING

- With a small spatula, ice banner smooth.

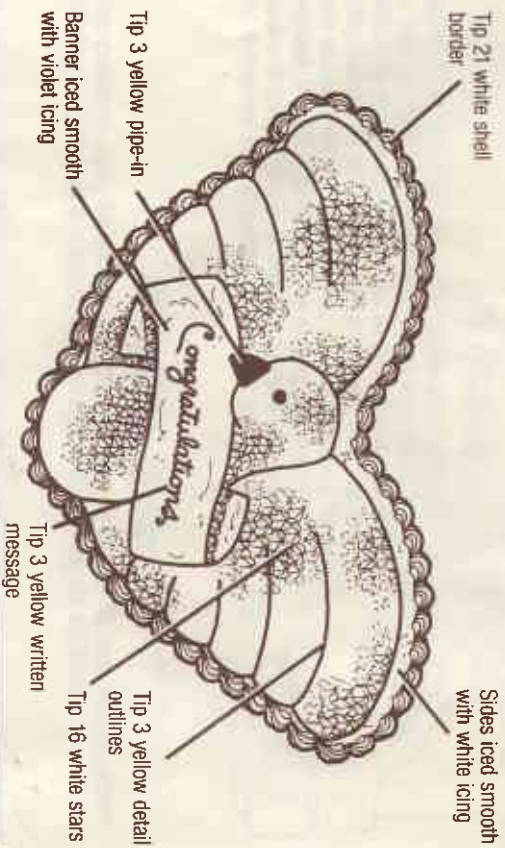
WITH YELLOW ICING

- Use tip 3 and "To Outline" directions to outline bird and banner.
- Use tip 3 and "To Write" directions to add message.

- Use tip 3 and "To Pipe-In" directions to cover eye and beak.

WITH WHITE ICING

- Use tip 16 and "To Make Stars" directions to cover wings, head, body and inside of banner.
- Use tip 21 and "To Make Shells" directions to add base border.



To Decorate Love Dove Cake

You will need Wilton Paste Icing Colors in Pink and Wilton Red; tips 3, 16, 21. Use a 2-1/2 in. heart cookie cutter to mark heart on bird.

Make 3-1/2 cups buttercream icing:

- Tint 1/4 cup pink
- Tint 1/4 cup red.
- Reserve 3 cups white (thin 1-1/4 cups with 1 teaspoon light corn syrup for icing smooth).

